

# Aperçu variantes d'exécutions

Plissés erfal

## Fenêtres verticales formes rectangulaires

**INSTALLATIONS TENDUES**

ESG 1 Page 6      ESG 2 Page 6      ESG 3 Page 7      ESG 50 Page 7

**INSTALLATIONS SUSPENSION LIBRE**

ESS 1 Page 10      ESS 3 Page 10      ESS 5 Page 13      ESG 4 Page 16      ESB 1 Page 16      ESM 1 Page 17

SS (S=vertical; S=cordon)      SG (S=vertical; G=poignée)      SB (S=vertical; B=chainette)      SM (S=vertical; M=moteur)

## Fenêtres verticales formes spéciales

**INSTALLATIONS SLOPE**

ESG 54 1 Page 23      ESG 54 2 Page 23      ESS 52 Page 24      ESS 71 Page 25      ESS 72 Page 25      ESS 53 Page 26      ESS 54 Page 26

SG (S=vertical; G=poignée)      SS (S=vertical; S=cordon)

**FORMES SPÉCIALES INSTALLATIONS TENDUES**

ESG 55 Page 29      ESG 65 Page 30      ESG 56 Page 29      ESG 66 Page 30      ESG 57 Page 33      ESG 58 Page 33

ESG 59 Page 34      ESG 591 Page 34      ESG 60 Page 34      ESG 601 Page 34      ESG 61 Page 37      ESG 62 Page 37      ESG 63 Page 40

SG (S=vertical; G=poignée)

**INSTALLATIONS TOITURES FIXES FORMES SPÉCIALES**

EFS 1 Page 43      EFS 2 Page 43      EFS 3 Page 43      EFS 4 Page 43

FS (F=fixe; S=vertical)

## Systemes toitures formes rectangulaires

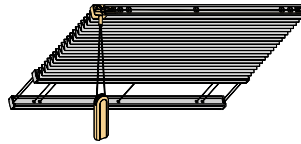
### SYSTEMES TOITURES FORMES RECTANGULAIRES

EWG 1 Page 49



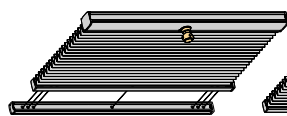
WG (W=horizontal; G=poignée)

EWS 1 Page 49



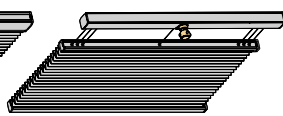
WS (W=horizontal; S=cordon)

EWK 1 Page 54

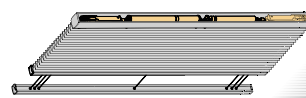


WK (W=horizontal; K=manivelle)

EWK 2 Page 54




EWM 1 Page 55



WM (W=horizontal; M=moteur)

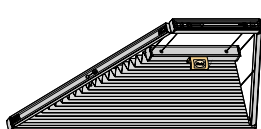
EWM 2 Page 55



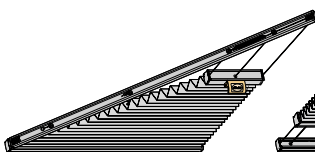
## Systemes toitures formes spéciales

### SYSTEMES TOITURES FORMES SPÉCIALES

EWG 50 Page 60

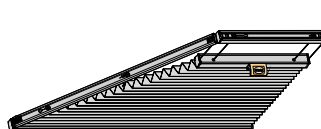


EWG 53 Page 61

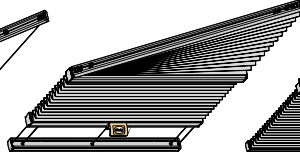


WG (W=horizontal; G=poignée)

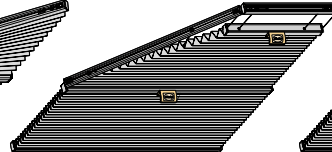
EWG 51 Page 60



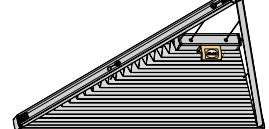
EWG 54 Page 64



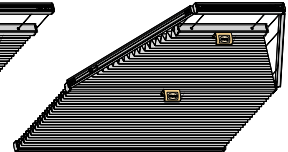
EWG 55 Page 64



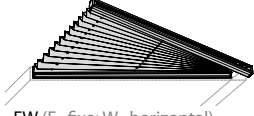
EWG 52 Page 61



EWG 56 Page 65

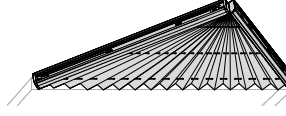


EFW 1 Page 70



FW (F=fixe; W=horizontal)

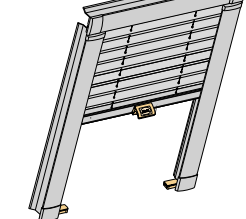
EFW 2 Page 70



## Lucarnes

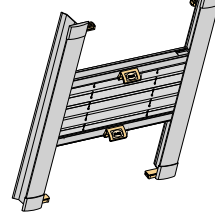
### AVEC COULISSEAUX LATÉRAUX

EDF 1 Page 75

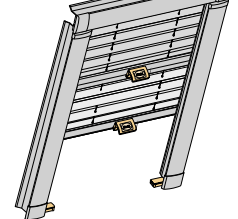


DF (D=toiture; F=fenêtre)

EDF 2 Page 75

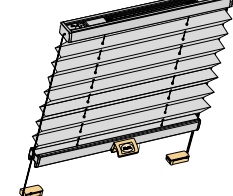


EDF 3 Page 76



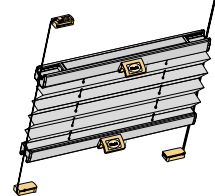
### SANS COULISSEAUX LATÉRAUX

EDF 11 Page 86



DF (D=toiture; F=fenêtre)

EDF 12 Page 86



EDF 13 Page 87

